

P A D P I M P S P R E S E N T S

MPC  
EXPANSION

# PLATINUM PERCUSSION

Multisampled Percussion From Around The World

# Contents

<b>Platinum Percussion: Introduction</b>	<b>3</b>
<b>What's Inside?</b>	<b>4</b>
<b>Install: Standalone MPC &amp; Akai Force</b>	<b>7</b>
<b>Loading Kits &amp; MIDI (Standalone MPC/Force)</b>	<b>11</b>
<b>Install: MPC Software/MPC Beats App</b>	<b>13</b>
<b>Legacy MPC Installation</b>	<b>19</b>
<b>Further Resources</b>	<b>21</b>
<b>Copyright &amp; License</b>	<b>22</b>

# Platinum Percussion: Introduction

- **Platinum Percussion** contains a diverse array of multisampled percussion samples from all continents around the world, featuring skins, congas, timbales, tablas, shakers, sticks and many more unique and wonderful drums and ethnic percussive instruments.
- Each articulation is beautifully multisampled with up to four 'round robins' to provide realistic variations in timbre and dynamics. In total there are over 50 unique instruments sampled (271 samples in total).
- This expansion edition is fully compatible with all modern **standalone MPCs**, the **Akai Force**, **MPC Software & MPC Beats** and the following legacy MPCs; **MPC1000/2500/5000/500/4000/2000/XL**.

# What's Inside?

## MPC Expansion Edition

The main part of the expansion contains 4 programs (**'Skins 1'**, **'Skins 2'**, **'Shakers & Sticks'** and **'Various'**) which each contain 16 percussion articulations assigned to the pads. Each articulation contains up to 4 'round robins' set up in a 'cycle', so each time you hit a pad a different round robin will play back. This produces a more realistic, dynamic recreation of each instrument.

We've also included a 'bonus' program containing an additional 32 varied percussion articulations.

Each program features its own 'program preview' and browser expansion artwork. All samples are fully 'tagged' by their instrument type to allow for each searching/filtering in the MPC BROWSER.

## **Legacy MPC Edition**

The legacy edition comes in two flavors. For the MPC1000/2500/500/5000/4000 we've created 'velocity switching' versions of the 4 main kits (up to 4 dynamic layers), along with the 32 articulation 'bonus' kit.

For the MPC2000/XL/3000 kits (which don't support round robins) we've mapped all the articulations and round robins to their own unique pads. These samples are in MPC SND format and converted to mono to save memory.

Due to the limited feature set of the MPC2000/XL/3000, we've spread all the different variations of each articulation across individual pads so you can just manually program your own dynamic variations in the MPC sequencer.

## **Instruments Included**

Platinum Percussion contains multisamples from the following percussion instruments. Additionally we've also included recordings from instruments which we were not able to specifically identify by name, these are found under the generic 'Skins' and 'Shakers' tags.

Bamboo  
Bata  
Bells  
Block  
Boba  
Castanet  
Caxere  
Chakoa  
Chime  
Clave  
Cymbals

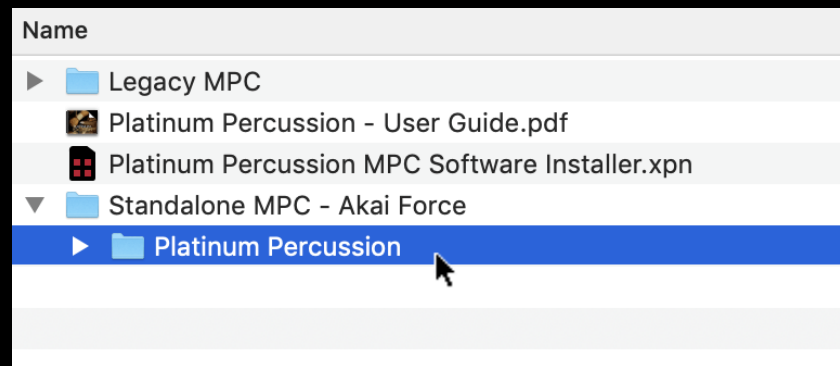
Darsbuka  
Davul  
Djembe  
Ghtom  
Gong  
Gourd  
Idakk  
Kanjara  
Kroboto  
Nagareh

Rattle  
Scrape  
Shaker  
Shek  
Slam  
Sticks  
Tabla  
Tabourines  
Timbale  
Triangle

# Install: Standalone MPC & Akai Force

*Note: You can view the most up-to-date expansion installation instructions here: <https://mpc-samples.com/article/standalone-mpc-force-expansion-installation>*


After downloading the expansion, extract the zip file contents to your computer. Enter the '**Standalone MPC-Akai Force**' folder and inside you'll see a sub folder '**Platinum Percussion**' – this is the folder we're going to transfer to your MPC/Force.



Expansions must be installed to either an **SD card**, a **USB drive** or, if you have one, an internal **SATA disk**.

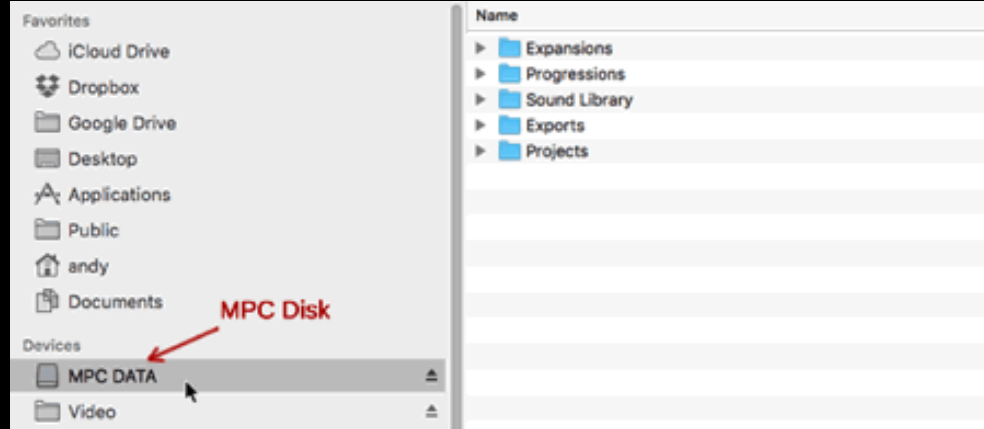
The first step is to mount this 'MPC disk' on your computer. If you use an SD card or USB disk, you can just eject the disk from your MPC/Force and physically insert it into your computer's SD card reader or USB port.

Alternatively, connect your MPC or Force via USB to your computer and go to **MENU** and hit the '**MPC chip**' icon at the top of the screen (this is the '**Laptop**' icon in the Force).

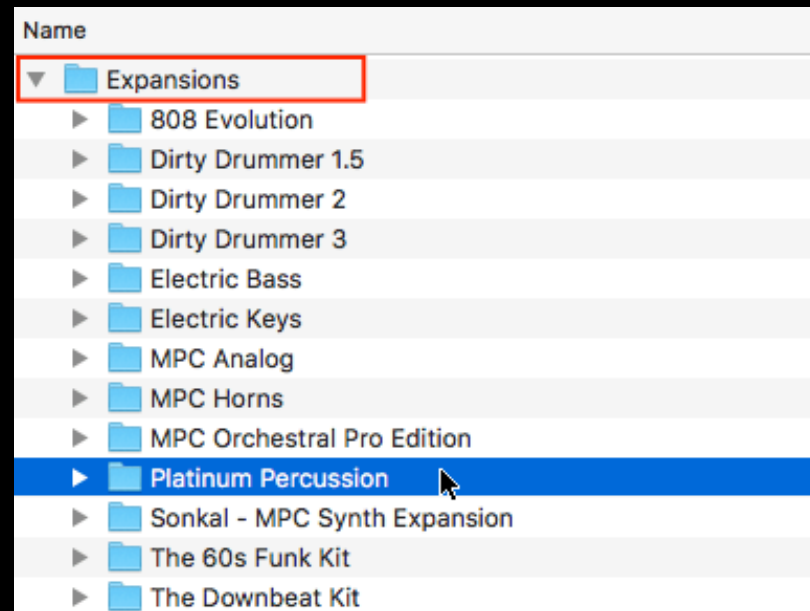


Now select **CONTROLLER MODE** ('**COMPUTER MODE**' in the Force).

Whichever connection method you choose, your MPC disk should now appear as a removable drive in your computer's file manager (e.g. Finder or File Explorer). Click on the drive to open its file system:



If it doesn't already exist, create a folder called **'Expansions'** in the root of your disk. Now copy the **'Platinum Percussion'** standalone expansion folder *inside* this **'Expansions'** folder.

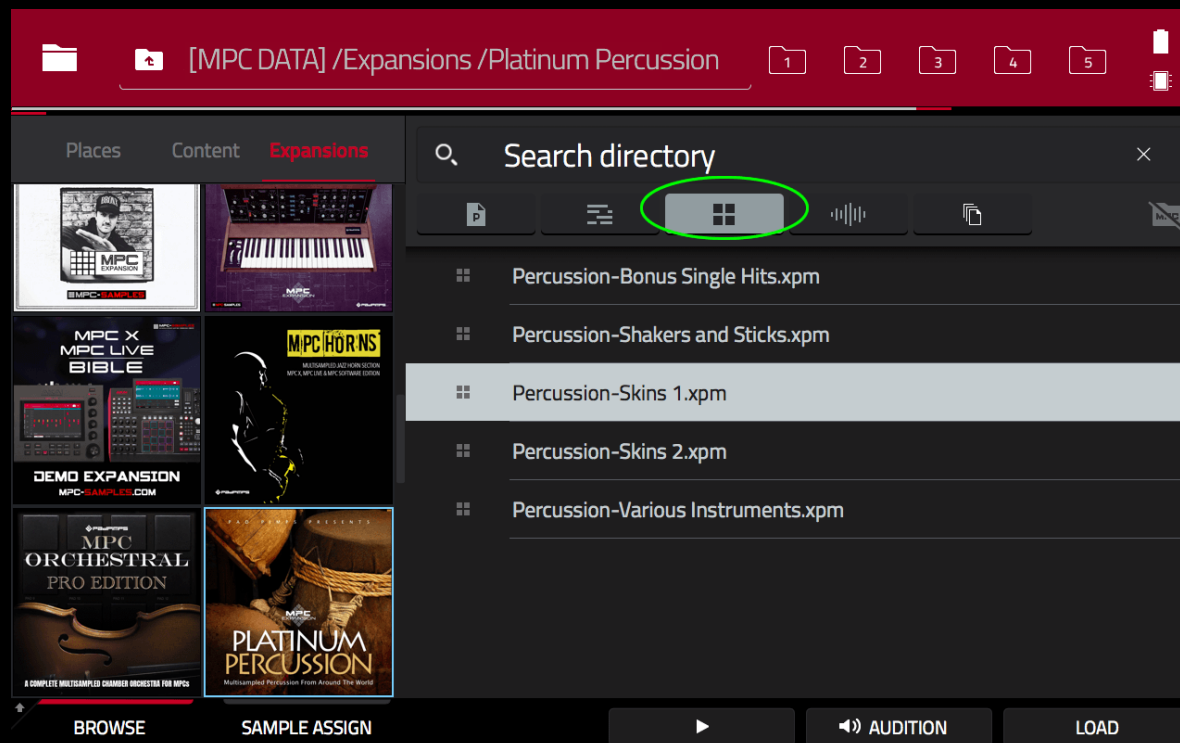


All done! If you had physically transferred the MPC disk to your computer you should now eject the disk from your computer and put the disk back in your MPC.

Alternatively, if you used USB transfer then go back to **MENU** and select the computer icon to return to standalone mode - *don't forget to eject/unmount the MPC from your computer first, this avoids any potential data loss.*

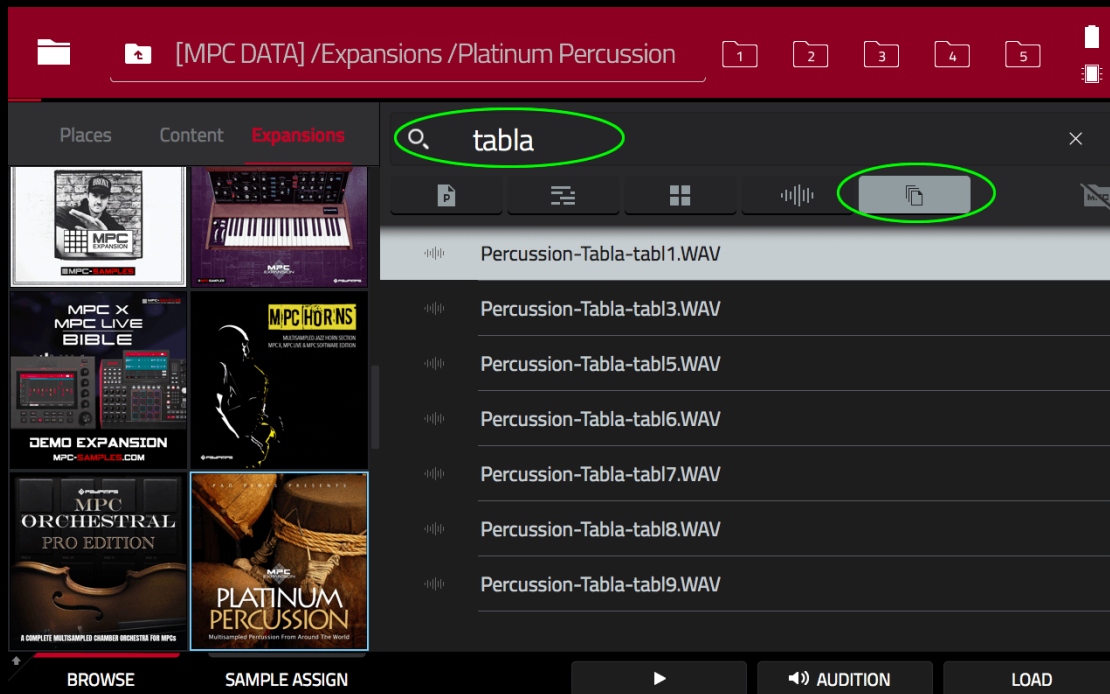
# Loading Kits & MIDI (Standalone MPC/Force)

Go to 'MENU > BROWSER > Expansions' and tap on the 'Platinum Percussion' thumbnail. On the right, select the **PROGRAM** filter to view all the available kits:



If you have **'AUDITION > AUTO'** you can tap a program file to hear a preview of each patch before you load it. Double tap to load the kit into your project and assign it to a **'DRUM'** type track in your current sequence in **MAIN**.

Select the **SAMPLES** filter to view and preview individual samples. You can use the **'Search directory'** option to filter the sample list to a particular tag or phrase. Below, we've limited the results to **'tabla'** samples.

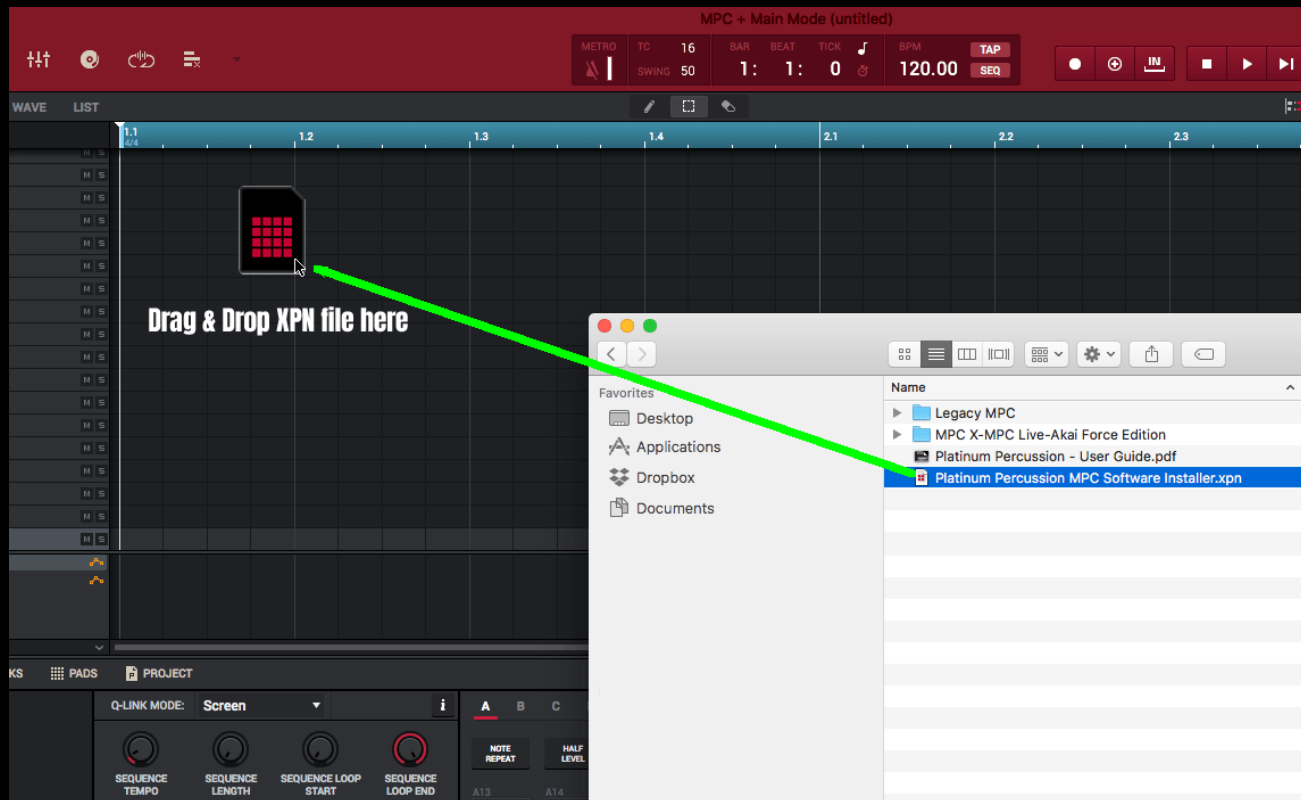


# Install: MPC Software/MPC Beats App

*Note: View the most up-to-date MPC Software expansion install instructions here:*

<https://mpc-samples.com/article/install-mpc-software-expansions-guide>

Locate the '**Platinum Percussion MPC Software Installer.XPN**' file and drag & drop it directly into the MPC Software UI from your computer's File Explorer/Finder:



*Please note that an XPN file **cannot** be installed from the MPC Browser, nor can it be installed by double clicking.*

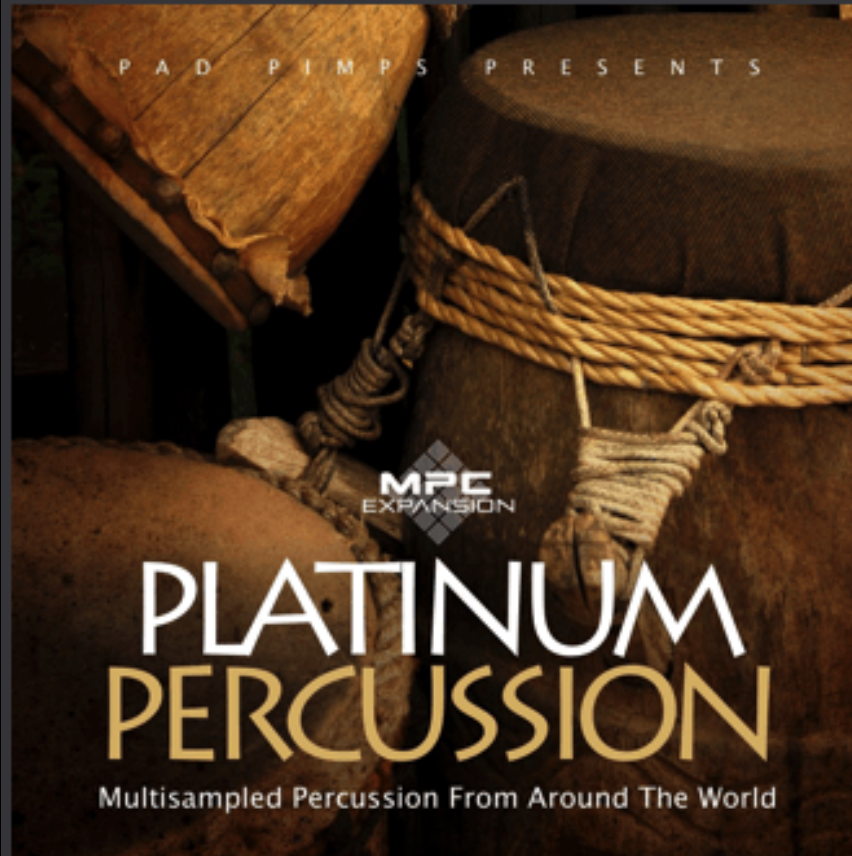
After dragging the XPN into the software UI you will see the following:



Select **'Import'** and once installed, open the **Expansion Browser** ('X' on your keyboard) and click on the **'Platinum Percussion** thumbnail to view:



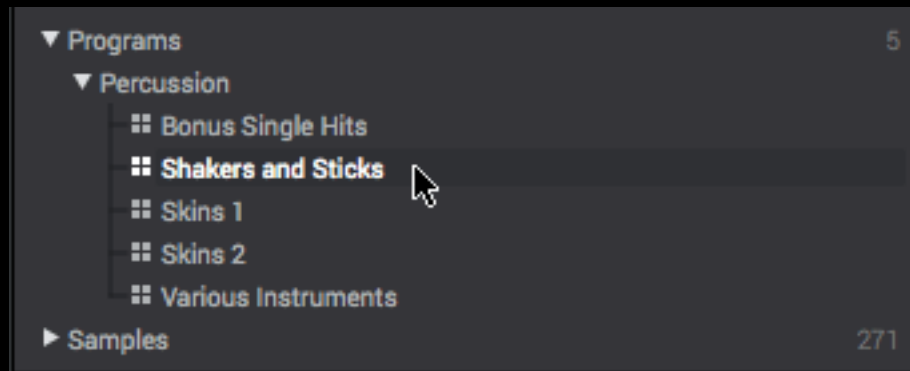
**Platinum Percussion**  
Pad Pimps



- ▶ Programs
- ▶ Samples

5  
271

Expand the 'Programs' group to reveal the different kits:

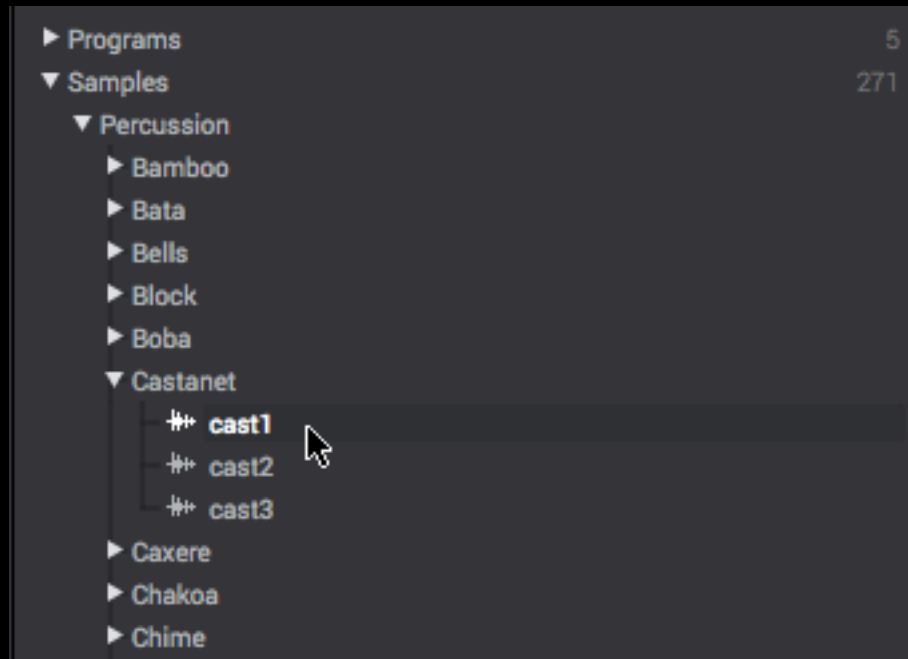


Single click to hear the program preview - this requires 'Autoplay' enabled:



Double click a program to load it to the current 'DRUM' type track. Alternatively, drag the program directly into your project.

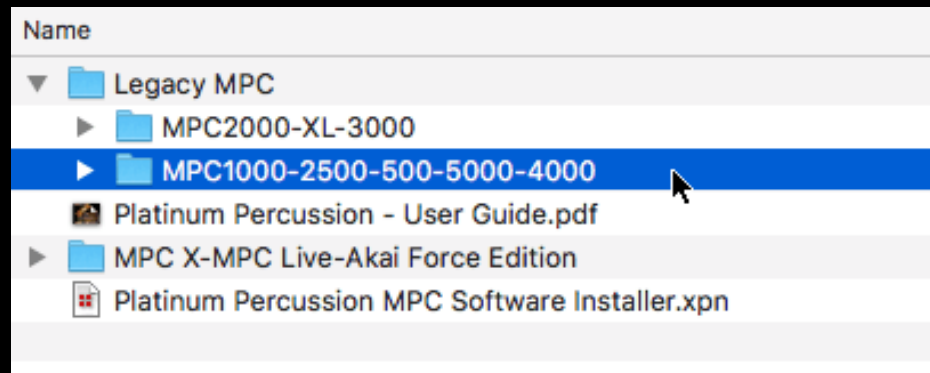
To load individual samples, expand the 'Samples' category to reveal the different sample types:



After previewing the sound, simply double click to load into your project or drag the sample directly to your desired pad in the current DRUM program.

# Legacy MPC Installation

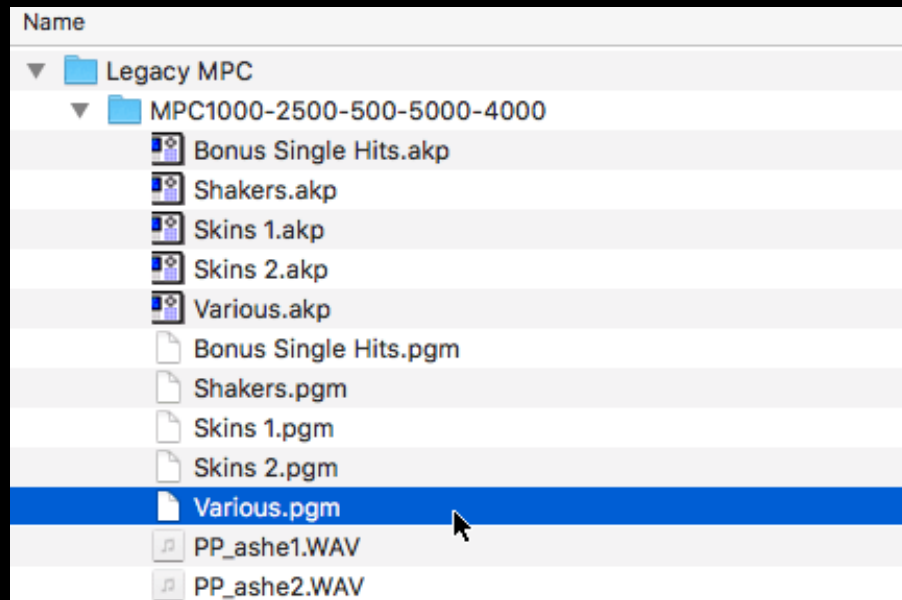
In the **Legacy MPC** folder we have provided legacy versions of the kits. Simply select the appropriate folder for your MPC model.



Now just transfer this entire folder to your legacy MPC disk using your preferred method. You can find more detailed Legacy MPC transfer instructions here:

<https://www.mpc-samples.com/article/mpc-file-transfers>

Inside each folder you'll see there are different program files for a number of MPC models:



Simply load the file extensions as recommended below

- **MPC4000** – load the **.AKP** files
- **MPC1000/2500/500** – load the **.PGM** files
- **MPC5000** – load the **.PGM** files
- **MPC2000/XL/3000**– load the PGM files in the ‘**MPC2000-XL-3000**’ folder.

# Further Resources

If you need help learning how to use your MPC, check out MPC-Tutor's range of **MPC tutorial** books and courses at:

<https://www.mpc-samples.com/section.php/8/0/mpc-tutorials-courses/>

**Platinum Percussion** is one of our huge range of Expansions and samplepacks for all MPC models – check out our entire range here, with loads of kits, more Dirty Drummer kits, instruments, loops, breaks & much, much more:

<https://www.mpc-samples.com/section.php/78/0/mpc-expansions/>

# Copyright & License

**'Platinum Percussion'** published by MPC-Samples.com, 2016-2022.

Sample editing, MPC program files, audio previews & artwork by **Pad Pimps & MPC-Samples.com**. Copyright © 2016-2022. All rights reserved.

## License

MPC-Samples.com ('The Publisher') grants You a royalty free, non-exclusive, non-transferable, non-sublicenseable, worldwide License to use **Platinum Percussion** ('The Product') to create Musical Compositions for You and for third party projects, such as songs, albums, soundtracks, video and computer games as well as for use in public performances and media presentations. All other rights in and to The Product, including, without limitation, all copyright and other intellectual property rights relating to The Product are fully retained by the Publisher.

Under no circumstances can The Product, or modified versions of The Product, be re-distributed, re-sold, sub-licensed, or used to form any part of a commercial

sample library.

THE SOUNDS ARE PROVIDED "AS IS" WITHOUT REPRESENTATION, WARRANTY OR CONDITION OF ANY KIND, EITHER EXPRESS OR IMPLIED, INCLUDING, BUT NOT LIMITED TO THE IMPLIED REPRESENTATIONS, WARRANTIES OR CONDITIONS OF MERCHANTABILITY, OR FITNESS FOR A PARTICULAR PURPOSE. THE PUBLISHER DOES NOT REPRESENT OR WARRANT THAT THE SOUNDS WILL MEET YOUR REQUIREMENTS. THE ENTIRE RISK AS TO THE QUALITY, PERFORMANCE AND USE OF THE SOUNDS IS WITH YOU.

This License may be terminated without notice by The Publisher if at any time You fail to comply with any of its terms. Upon termination, You must immediately cease using The Sounds, delete all copies and archives of The Sounds and if requested, confirm to the Publisher in writing that You have complied with these requirements.

If You are unsure if this License covers Your intended use, please contact the Publisher for clarification; [licensing@mpc-samples.com](mailto:licensing@mpc-samples.com).