

≡ MPC-SAMPLES

MOTION

3 DIMENSIONAL PERCUSSION

Contents

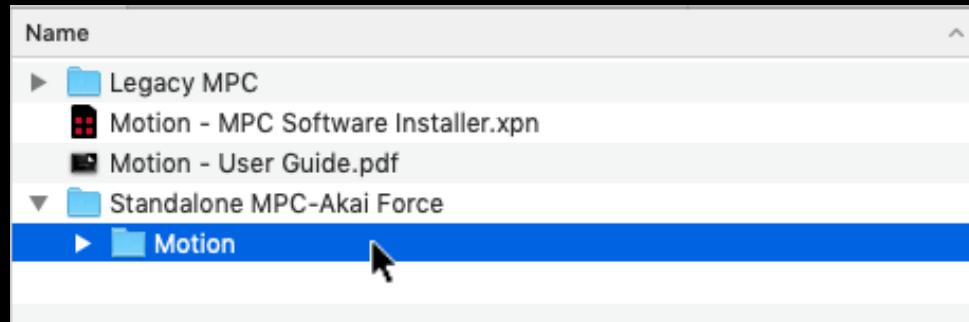
Motion: Introduction	3
Install: Standalone MPC & Akai Force	4
Install: MPC Software/MPC Beats App	11
Legacy MPC Information	17
Further Resources	18
Copyright & License	19

Motion: Introduction

- **Motion** is a cutting-edge percussion library featuring a unique and stunning twist; **3-dimensional sounds**.
- Motion can instantly transform any piece of music with over 300 sonic hits, warped drums, explosive sounds, fx textures and a wealth of deep, wide and evolving electronic soundscapes.
- Samples have been organised into three categories; '**Drum**' (suitable as substitutes for kicks, snares, hats, crashes etc), '**Percussion**' (more complex, evolving drum/percussion sounds), and '**FX**' (cinematic style textures & twisted fx).
- This expansion is fully compatible with any MPC model including the **MPC X**, **MPC Live**, **MPC One**, the **Akai Force**, the **MPC Software**, **MPC Beats**, and all legacy MPCs.

Install: Standalone MPC & Akai Force


From the downloaded files, enter the '**Standalone MPC-Akai Force**' folder and inside you'll see a sub folder '**Motion**' – this is the folder we're going to transfer to your standalone MPC or Force.



Expansions must be installed to either an **SD card**, a **USB drive** or, if installed, an internal **SATA disk**.

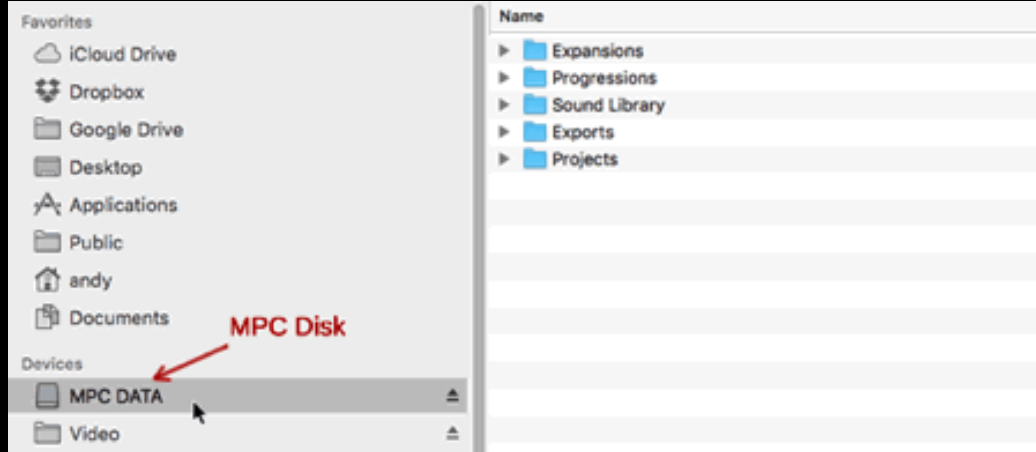
The first step is to mount this 'MPC disk' in your computer. If you use an SD card or USB disk, just eject the disk from your MPC/Force and physically insert it into your computer's SD card reader or USB port.

Alternatively (except the MPC One), connect your MPC or Force via USB to your computer and go to **MENU** and hit the '**MPC chip**' icon at the top of the screen (this is the '**Laptop**' icon in the Force).

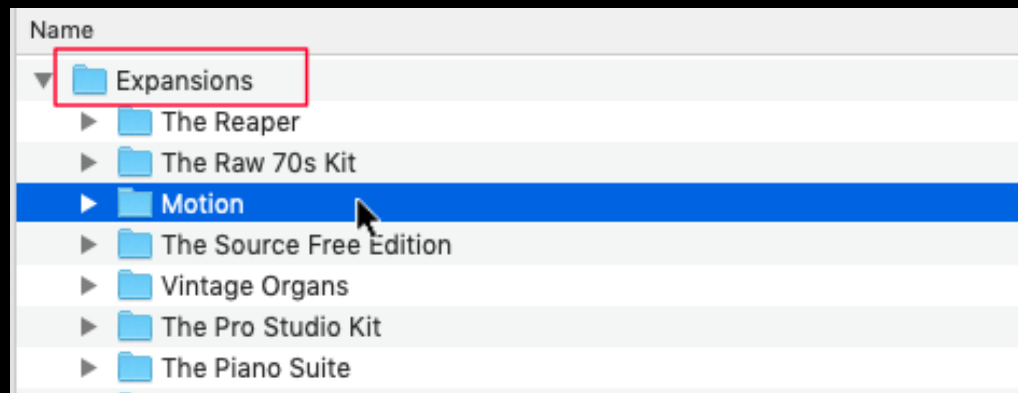


Now select **CONTROLLER MODE** ('**COMPUTER MODE**' in the Force).

Whichever connection method you choose, your MPC disk should now appear as a removable drive in your computer's file manager (e.g. Finder or File Explorer). Click on the drive to open its file system:



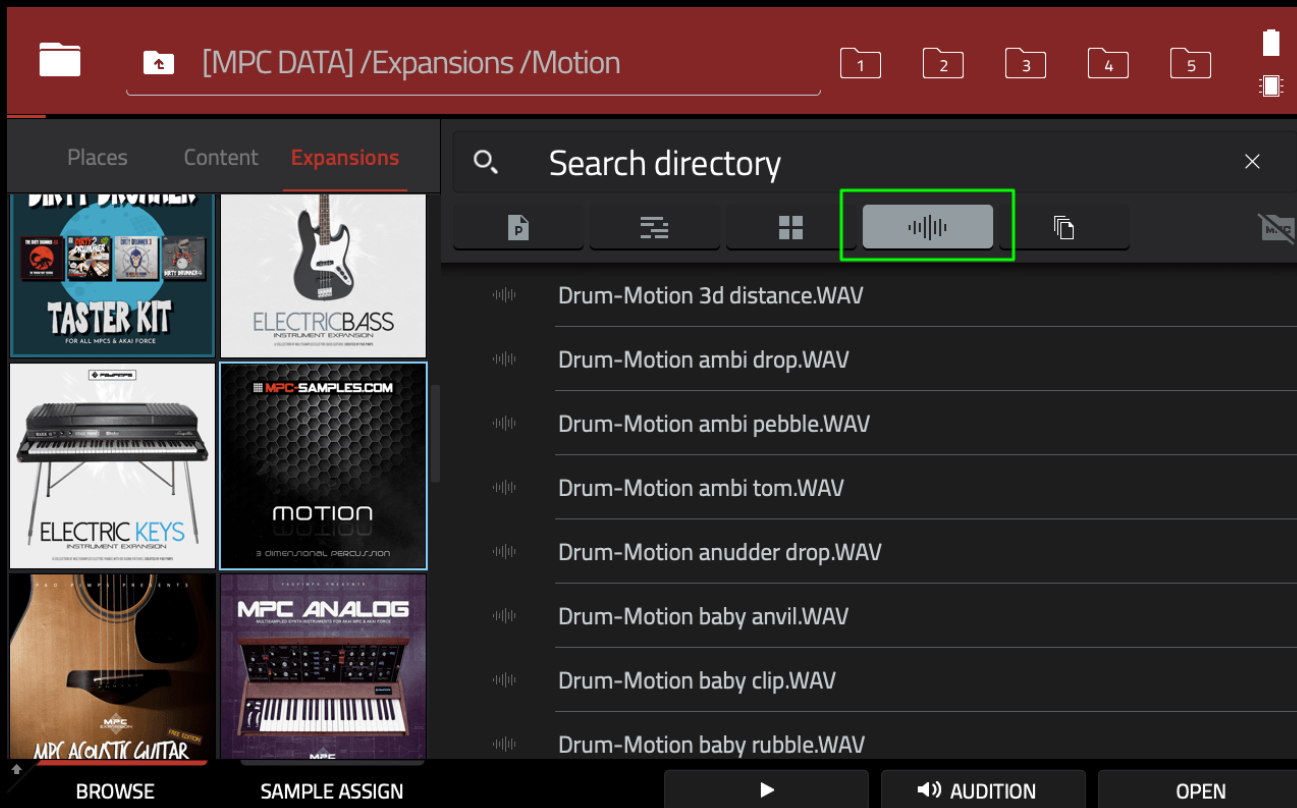
If it doesn't already exist, create a folder called **'Expansions'** in the root of your disk. Now copy the **'Motion'** standalone expansion folder *inside* this 'Expansions' folder.



All done! If you had physically transferred the MPC disk to your computer you should now eject the disk from your computer and put the disk back in your MPC.

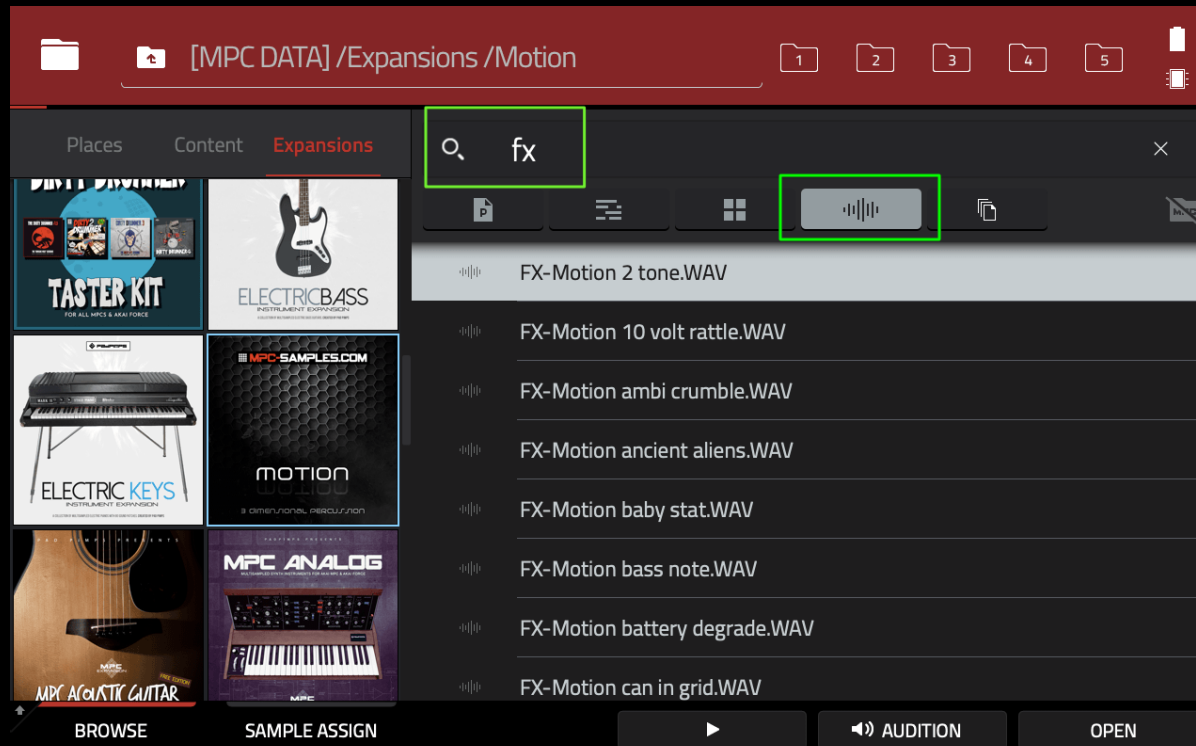
Alternatively, if you used USB transfer then go back to **MENU** and select the computer icon to return to standalone mode - *don't forget to eject/unmount the MPC from your computer first, this avoids any potential data loss.*

Now go to **MENU > BROWSER > Expansions** and tap on the '**Motion**' thumbnail to view the expansion. Select the **SAMPLES** filter to view all the available sounds:

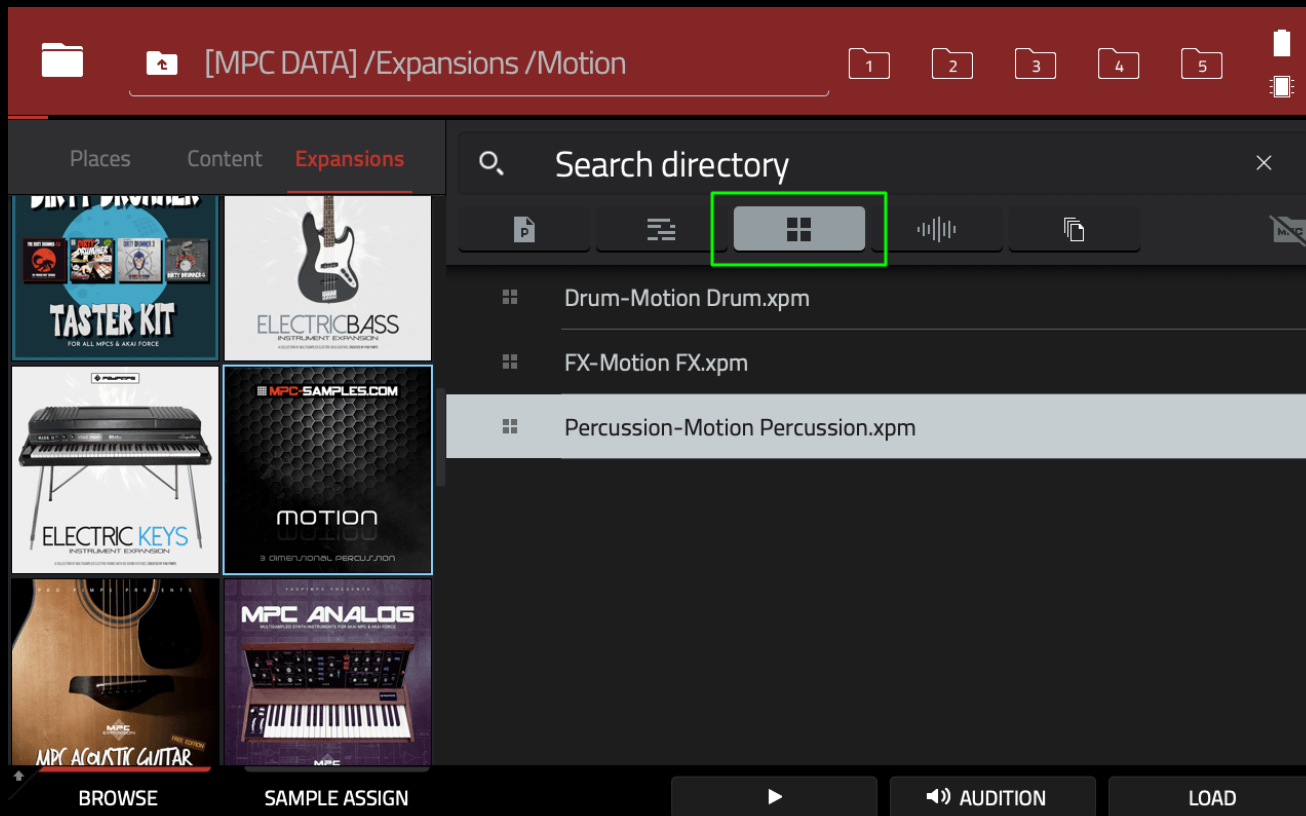


Single tap/click a sample to hear a preview (requires '**AUDITION >AUTO**'). Double tap to load the sample directly into your project (or single tap and hit the **LOAD** button). If you tap on a pad before loading (so the pad becomes green), the loading procedure will assign the sample to layer 1 on the selected pad.

Use the 'Search directory' option to filter the results by 'tag'; for example, enter 'fx' to display only 'fx' sounds:



If you prefer to audition sounds from your pads, select the **PROGRAM** filter to display the dedicated 'preview programs'.



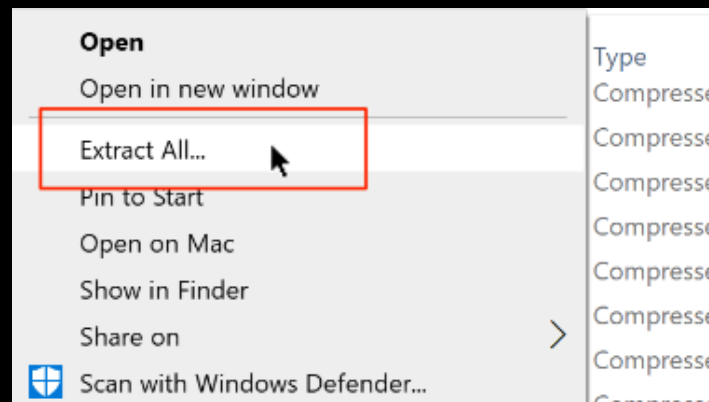
These programs will quickly load up to 128 sounds into memory and automatically map them across the pads for easy preview.

Install: MPC Software/MPC Beats App

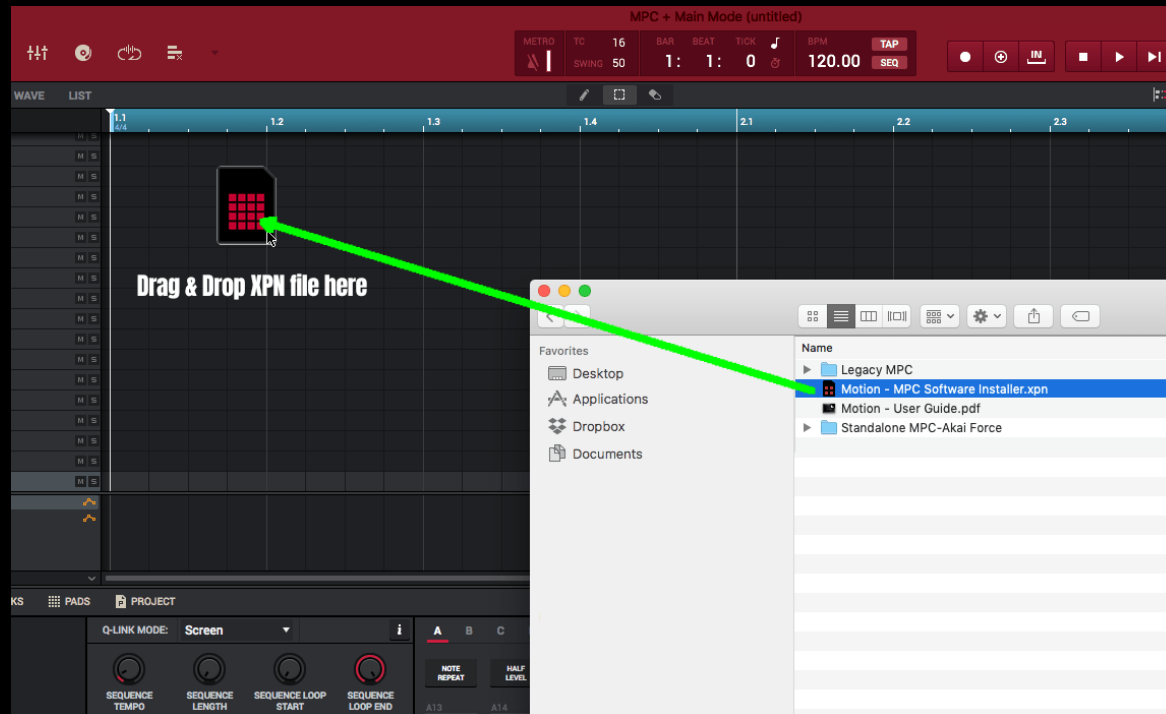
Download the product files from MPC-Samples.com and extract the zip archive; we recommend using your computer's default zip application.

Mac Users: Simply double click the zip file to automatically extract the contents of the zip file to a folder at the same location on your disk

Windows Users: Right click the zip file, select '**Extract All**' and choose a location for extraction. **IMPORTANT:** do not double click the zip as this just opens it as a virtual 'Compressed Folder' and the MPC Software is unable to install an XPN from here.




From the extracted folder, locate the 'Motion - MPC Software Installer.XPN' file and drag & drop it directly into the MPC Software/MPC Beats UI from your computer's File Explorer/Finder:



*Please note that an XPN file **cannot** be installed from the MPC Browser, nor can it be installed by double clicking, it **must** be dragged into the software UI.*

After dragging the XPN into the software UI you will see the following:



Select '**Import**' and once installed, open the **Expansion Browser** ('X' on your keyboard) and click on the '**Motion**' thumbnail to view:



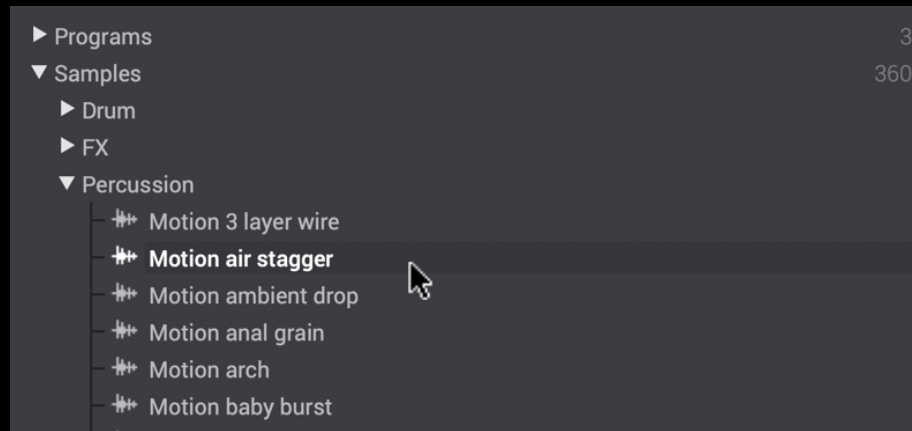
Motion
MPC-Samples.com



- ▶ Programs
- ▶ Samples

3
360

Expand the 'Samples' group to reveal all samples in the library.




Single click any sound to hear its preview - this requires 'Autoplay' enabled:



Double click a sound to load it into your project. Alternatively, drag the sound directly to a pad in a 'DRUM' program.

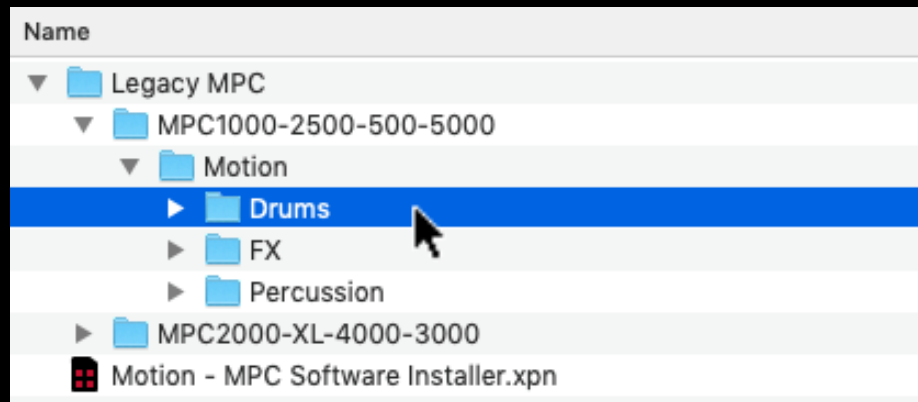
The '**Programs**' group contains quick loading 'Preview Programs' that will load up to 128 sounds and map them across the pads for quick previewing:



To load, simply double click or drag to a 'DRUM' track in your sequence.

Legacy MPC Information

In the **Legacy MPC** folder we have provided legacy MPC versions of the Motion library. Simply select the appropriate folder for your MPC model.



Now just transfer this entire folder to your legacy MPC disk using your preferred method. You can find more detailed transfer instructions here: <https://www.mpc-samples.com/article/transfer-legacy-mpc-samplepacks>

Further Resources

If you need help learning how to use your MPC, check out MPC-Tutor's range of **MPC tutorial** books and courses at:

<https://www.mpc-samples.com/section.php/8/0/mpc-tutorials-courses/>

Motion is part of our growing range of MPC expansions – check out our entire range here, with loads of acoustic keys, pianos, drum kits, bass, synths & much, much more:

<https://www.mpc-samples.com/section.php/78/0/mpc-expansions/>

Copyright & License

'Motion (Expansion Edition)', published by MPC-Samples.com, 2020.

All samples by Eddie Bazil. Copyright © 2020. All rights reserved.

Artwork, MPC programming & User guide by MPC-Samples.com. Copyright © 2020.
All rights reserved.

License

MPC-Samples.com ('The Publisher') grants You a royalty free, non-exclusive, non-transferable, non-sublicenseable, worldwide License to use Motion ('The Product') to create Musical Compositions for You and for third party projects, such as songs, albums, soundtracks, video and computer games as well as for use in public performances and media presentations. All other rights in and to The Product, including, without limitation, all copyright and other intellectual property rights relating to The Product are fully retained by the Publisher. Under no circumstances can The Product, or modified versions of The Product, be re-distributed, re-sold, sub-licensed, or used to form any part of a commercial sample library. THE SOUNDS

ARE PROVIDED "AS IS" WITHOUT REPRESENTATION, WARRANTY OR CONDITION OF ANY KIND, EITHER EXPRESS OR IMPLIED, INCLUDING, BUT NOT LIMITED TO THE IMPLIED REPRESENTATIONS, WARRANTIES OR CONDITIONS OF MERCHANTABILITY, OR FITNESS FOR A PARTICULAR PURPOSE. THE PUBLISHER DOES NOT REPRESENT OR WARRANT THAT THE SOUNDS WILL MEET YOUR REQUIREMENTS. THE ENTIRE RISK AS TO THE QUALITY, PERFORMANCE AND USE OF THE SOUNDS IS WITH YOU.

This License may be terminated without notice by The Publisher if at any time You fail to comply with any of its terms. Upon termination, You must immediately cease using The Sounds, delete all copies and archives of The Sounds and if requested, confirm to the Publisher in writing that You have complied with these requirements.

If You are unsure if this License covers Your intended use, please contact the Publisher for clarification; licensing@mpc-samples.com.

MPC-Samples.com is a trading name of Beat Box Digital LTD, a company registered in England & Wales, no. 06810062