

The logo for MPC Samples, featuring a small grid icon to the left of the text "MPC" above "SAMPLES".

MPC
SAMPLES

PAD 13

PAD 15

PAD 16

PAD 9

PAD 12

The background of the image is a dark, moody photograph of a violin and its bow, positioned vertically. The violin's body and f-hole are visible, and the bow is held across it. In the background, the dark keys of an MPC keyboard are visible, with some labeled "PAD 9", "PAD 12", "PAD 13", "PAD 15", and "PAD 16".

MPC
ORCHESTRAL
DEMO EDITION

Contents

Installation	3
What's Inside?	4
Standalone MPC / Akai Force	5
MPC Software / MPC Beats	7
Playing the Instruments	9
Further Resources	11
Copyright & License	12

Installation

For the most up-to-date, step-by-step installation instructions for your MPC/Force, please refer to our comprehensive set of installation guides on our web site:

<https://www.mpc-samples.com/support/expansions>

Compatibility

MPC Orchestral was built for any modern MPC or Force running **MPC 2.13 or greater**.

Requirements are as follows:

Any modern standalone MPC running MPC 2.13+
MPC Software / MPC Beats 2.13+
Akai Force 3.3+

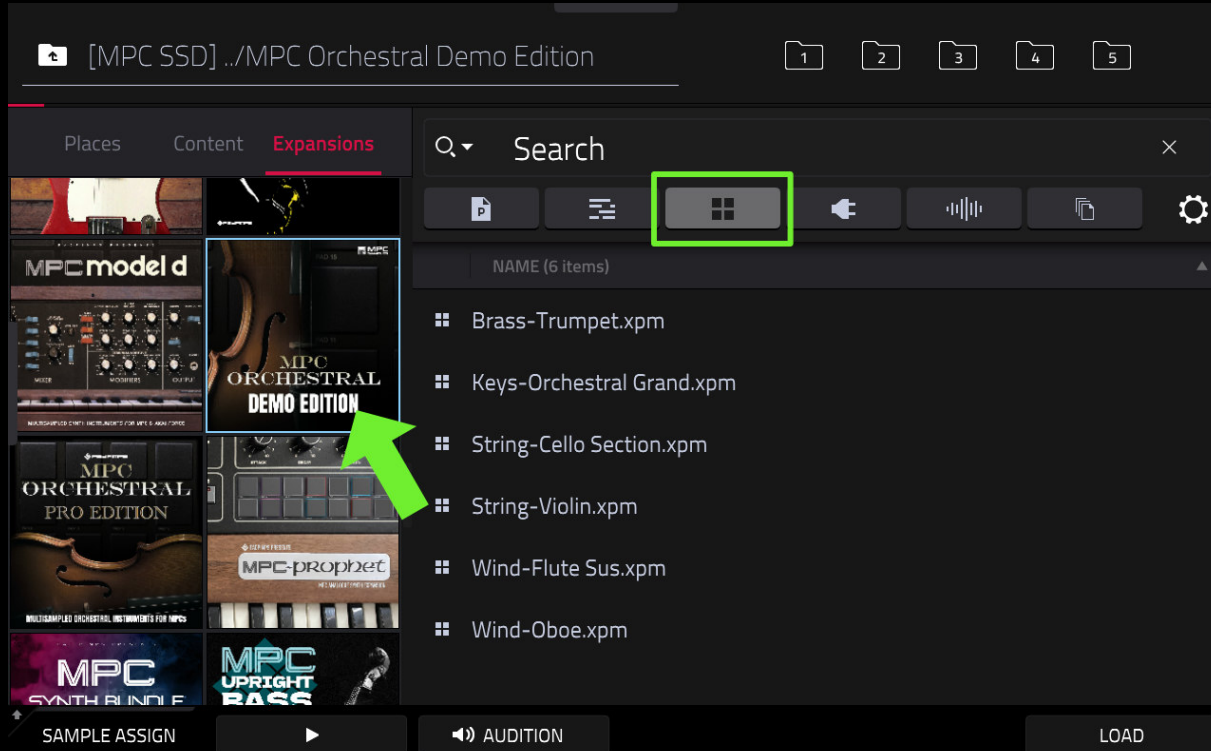
What's Inside?

MPC Orchestral (Demo Edition) contains a selection of multisampled orchestral instruments which can be used to create realistic sounding orchestral parts and performances in your MPC.

Instruments incorporate features such as dynamic layers, round robins, velocity sensitive filtering and mod wheel controlled vibrato. All content is fully 'tagged' for the expansion & media browsers, and all programs are highly memory optimised to ensure full compatibility with the latest 'standalone' MPCs.

Standalone MPC / Akai Force

After [installation](#), go to 'MENU > BROWSER > Expansions' and tap on the 'MPC Orchestral' thumbnail and select the 'Program' filter to view the instruments:



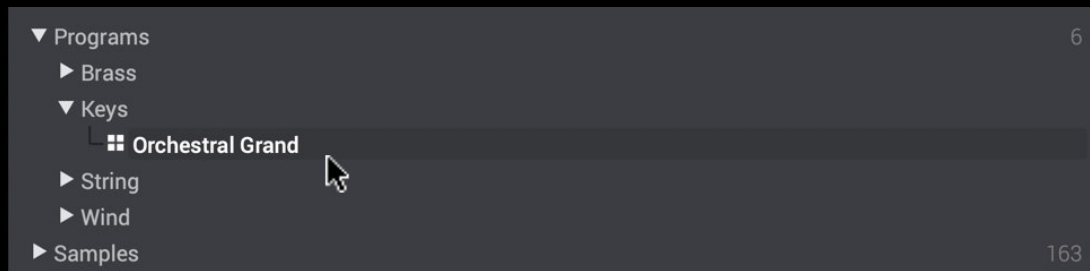
If you have '**AUDITION > AUTO**' enabled (bottom right of BROWSER screen) you can tap an instrument to hear a preview. Double tap to load the instrument into your project and assign it to a '**KEYGROUP**' type track in your current sequence.

MPC Software / MPC Beats

After [installation](#), click on the 'MPC Orchestral Demo' thumbnail to view:



You will find the instrument within the 'Programs' group. Click any instrument to hear a preview (requires 'AUDITION >AUTO').



All instruments are built using **KEYGROUP** programs which you must assign to a 'KEYGROUP' type track.

Playing the Instruments

We've mapped all programs to match the natural pitch range of each individual instrument, and as such the available note ranges will vary depending on the type of instrument selected. Most acoustic instruments typically starting in bank B or C.

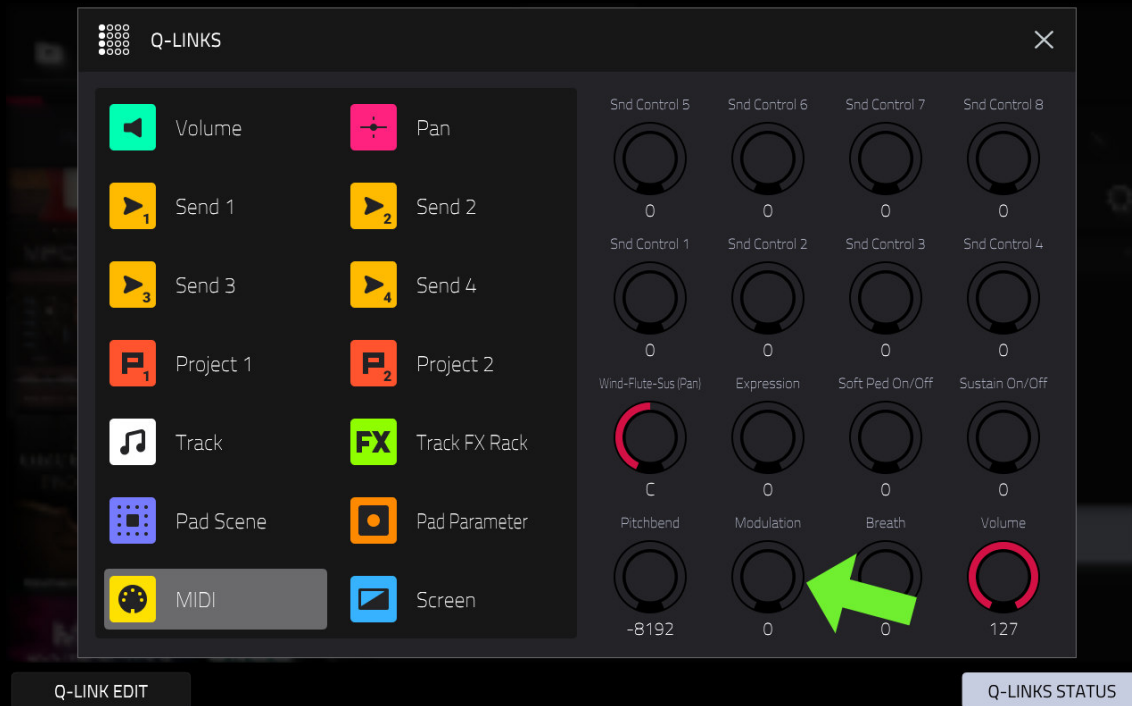
We have incorporated a number of velocity sensitive features in the programs, with velocity sensitive filter and attack, and many instruments feature round robins and multiple dynamic levels – to take full advantage of these features, we recommend that FULL LEVEL is set to 'off'.

Additionally, all patches are fully compatible with **Pad Perform Mode** which can configure your pads to only playback notes from specified scales, or can be used to trigger entire chords from each pad.

Instruments can also be played using an attached MIDI keyboard (via USB, Bluetooth or MIDI DIN cable). MPC Key owners can use the built in keys

Adding Vibrato

With many of the 'sustain' instruments you can use a keyboard **modulation wheel** to add subtle 'vibrato' to sustained notes, giving more feel and expressiveness. If you don't have a mod wheel and are running MPC3, hold down the **[Q-LINK]** button and select **MIDI** mode; now **Q2** can mimic the modulation wheel



Further Resources

You can buy the full version of MPC Orchestral here:

<https://www.mpc-samples.com/product.php/287/mpc-orchestral-pro-edition/>

To learn more about creating your own MPC programs, sequences, sounds and expansions, please refer to MPC-Tutor's range of **MPC tutorial courses** at:

<https://www.mpc-samples.com/section.php/8/0/mpc-tutorials-courses/>

MPC Orchestral is one of our huge range of Expansions and samplepacks for all MPC models – check out our entire range here, with loads of kits, more Dirty Drummer kits, instruments, loops, breaks & much, much more:

<https://www.mpc-samples.com/section.php/78/0/mpc-expansions/>

Copyright & License

'MPC **Orchestral Demo**' published by MPC-Samples.com, 2020. Sample editing, MPC program files, audio previews & artwork by **Pad Pimps & MPC-Samples.com**. Copyright © 2020. All rights reserved.

Full terms & sound licence can be found at
<https://www.mpc-samples.com/terms.php>