

LIVE BREAK BUNDLE

LIVE, VINTAGE STYLE DRUM BREAKS FOR MPC

Contents

Installation	3
What's Inside	4
Standalone MPC / Akai Force	5
MPC Software / MPC Beats	8
Legacy MPC & Other Samplers	10
Further Resources	11
Copyright & License	12

Installation

For the most up-to-date, step-by-step installation instructions for your MPC/Force, please refer to our comprehensive set of installation guides on our web site:

<https://www.mpc-samples.com/support/expansions>

Compatibility

Live Break Bundle was built for any modern MPC or Force running **MPC 2.13+**. The individual break samples can also be used in any sampler that supports WAV files.

Requirements are as follows:

Any modern standalone MPC running MPC 2.13+

MPC Software / MPC Beats 2.13+

Akai Force 3.3+

Legacy MPC: MPC1000,2500,500,5000,4000,2000/XL

What's Inside

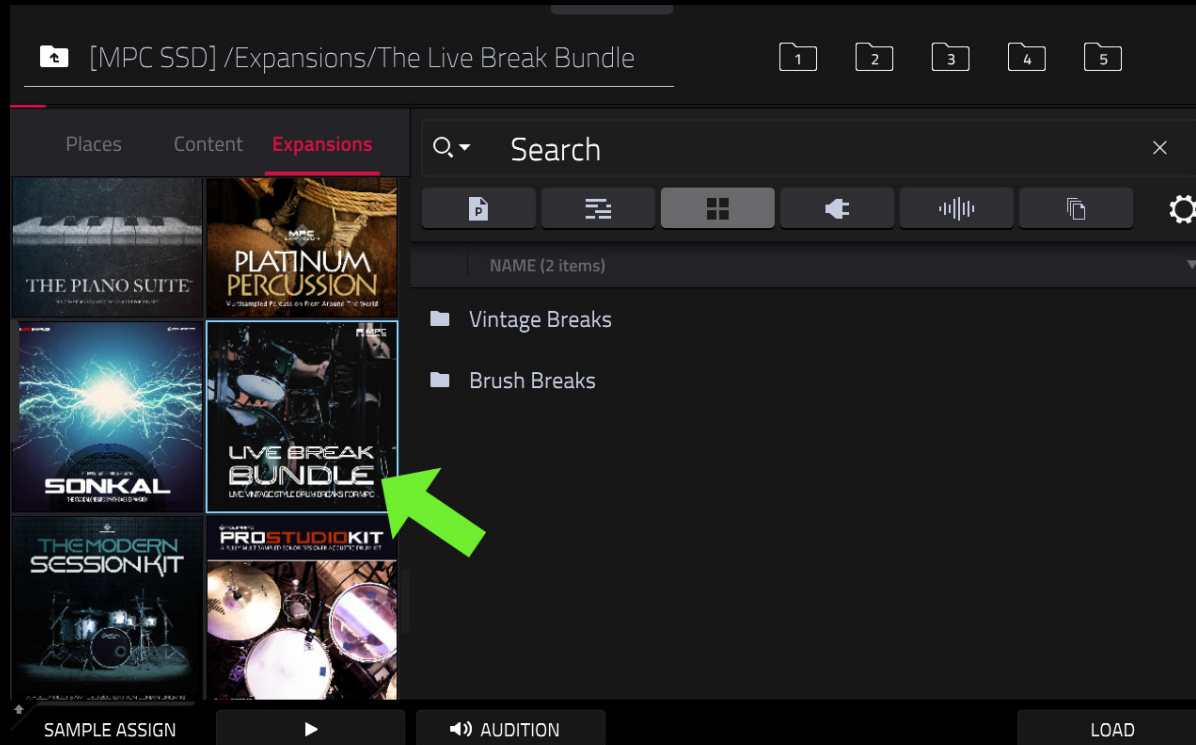
The Live Break Bundle is an MPC expansion featuring over 700 live, 'vintage-style' breaks, all authentically recorded using vintage equipment to perfectly capture the elusive 60s & 70s drum sound.

All breaks include full BPM information (tempos range from 71 BPM up to 130BPM, with most breaks in the 80-100BPM region) and are provided in standard WAV format so will load up direct into your MPC and any software sampler or DAW.

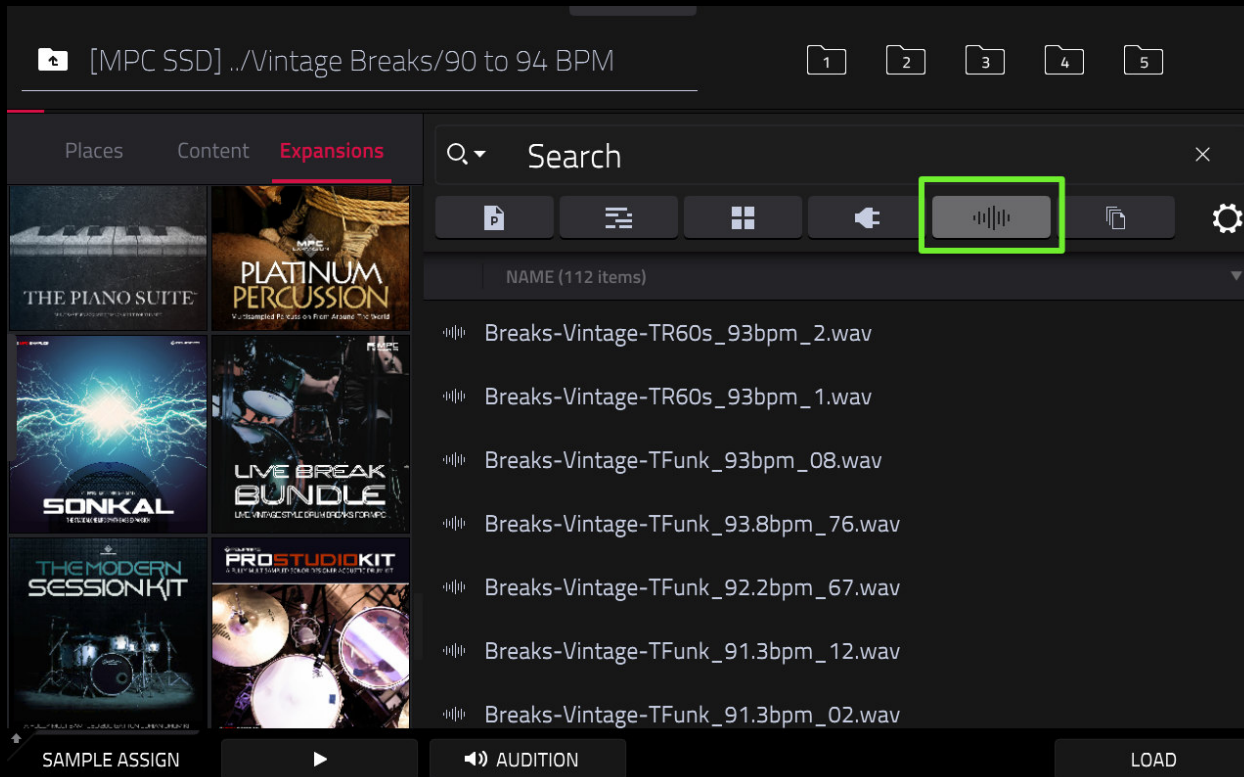
All the breaks are 100% original and completely royalty free.

Standalone MPC / Akai Force

After [installation](#), go to 'MENU > BROWSER > Expansions', tap on the 'Live Break Bundle' thumbnail:



Breaks are organised by BPM range. Enter one of the folders to view the breaks; remember to select the **SAMPLE** filter:

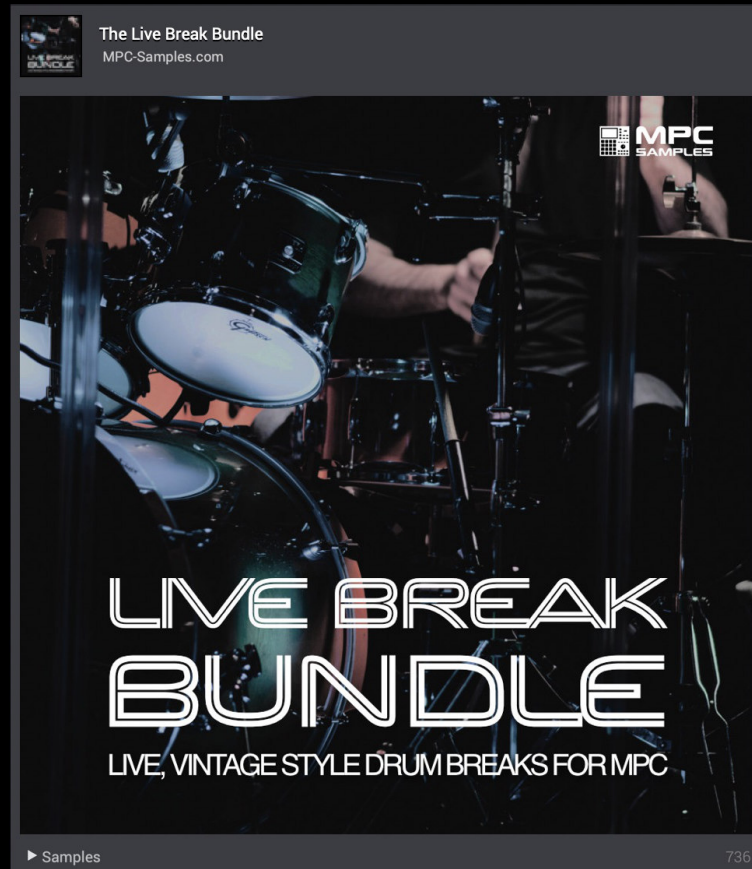


Single tap the sample to hear a preview (requires '**AUDITION >AUTO**'). In MPC3, tap '**LOAD TO POOL**' to load the sample into memory.

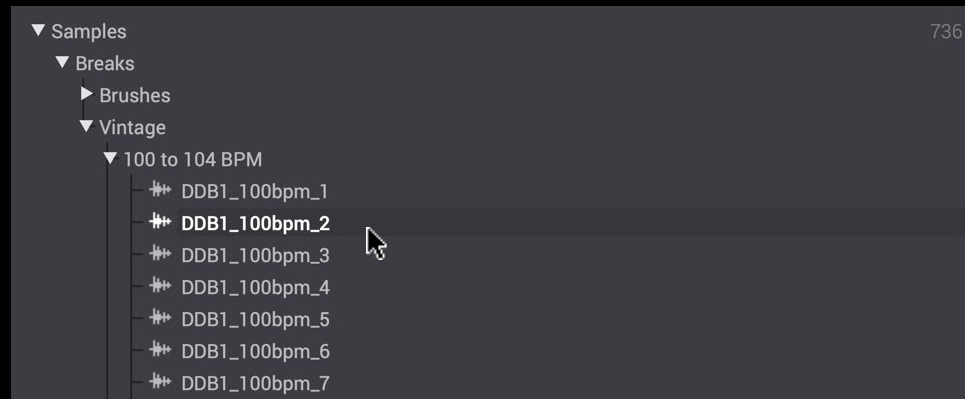
Alternatively, if you have a DRUM track selected in your project, tap **LOAD** to load and assign the break to the currently selected pad.

MPC Software / MPC Beats

After [installation](#), click on the 'Live Break Bundle' thumbnail to view:



Expand the **'Samples'** group to reveal the drum breaks, organised by type and tempo range:



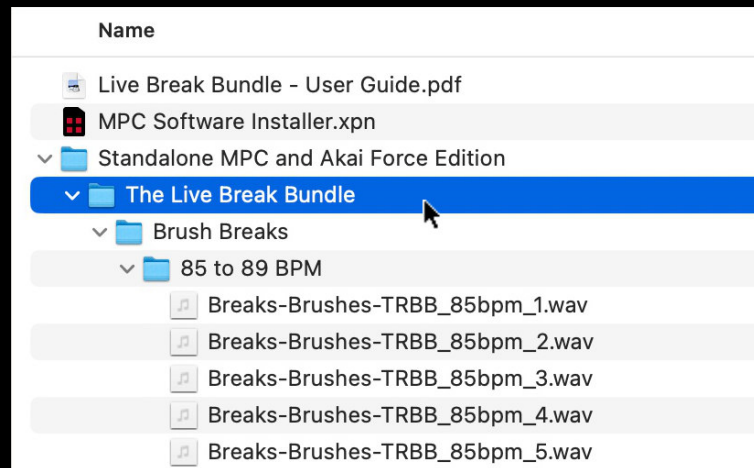
Single click a break to hear the a preview - this requires 'Autoplay' enabled:



Double click to load the sample into memory. Alternatively, drag the sample directly to a pad in the current (DRUM) track.

Legacy MPC & Other Samplers

Legacy MPC users whose MPC models support WAV files can use samples found in the **'Standalone MPC and Akai Force Edition'** folder.



Just transfer the entire **'Live Break Bundle'** folder to your legacy MPC disk using your preferred method. You can find more detailed Legacy MPC transfer instructions here:

<https://www.mpc-samples.com/article/mpc-file-transfers>

Further Resources

If you need help learning how to use your MPC, check out MPC-Tutor's range of **MPC tutorial** books and courses at:

<https://www.mpc-samples.com/section.php/8/0/mpc-tutorials-courses/>

The Live Break Bundle is part of our growing range of MPC expansions – check out our entire range here, with loads of acoustic keys, pianos, drum kits, bass, synths & much, much more:

<https://www.mpc-samples.com/section.php/78/0/mpc-format-expansions/>

Copyright & License

'Live Break Bundle' published by MPC-Samples.com, 2020. Sample editing, MPC program files, audio previews & artwork by **Pad Pimps & MPC-Samples.com**. Copyright © 2020. All rights reserved.

Full terms & sound licence can be found at
<https://www.mpc-samples.com/terms.php>