



LIVE BREAK  
BUNDLE  
DEMO EDITION

# Contents

<b>Installation</b>	<b>3</b>
<b>What's Inside</b>	<b>4</b>
<b>Standalone MPC / Akai Force</b>	<b>5</b>
<b>MPC Software / MPC Beats</b>	<b>8</b>
<b>Legacy MPC &amp; Other Samplers</b>	<b>10</b>
<b>Further Resources</b>	<b>11</b>
<b>Copyright &amp; License</b>	<b>12</b>

# Installation

For the most up-to-date, step-by-step installation instructions for your MPC/Force, please refer to our comprehensive set of installation guides on our web site:

<https://www.mpc-samples.com/support/expansions>

## Compatibility

Live Break Bundle was built for any modern MPC or Force running **MPC 2.13+**. The individual break samples can also be used in any sampler that supports WAV files.

*Requirements are as follows:*

Any modern standalone MPC running MPC 2.13+

MPC Software / MPC Beats 2.13+

Akai Force 3.3+

Legacy MPC: MPC1000,2500,500,5000,4000,2000/XL

# What's Inside

This demo expansion contains 20 breaks taken from **The Live Break Bundle**, an MPC expansion featuring over 700 live, 'vintage-style' breaks, all authentically recorded using vintage equipment to perfectly capture the elusive 60s & 70s drum sound.

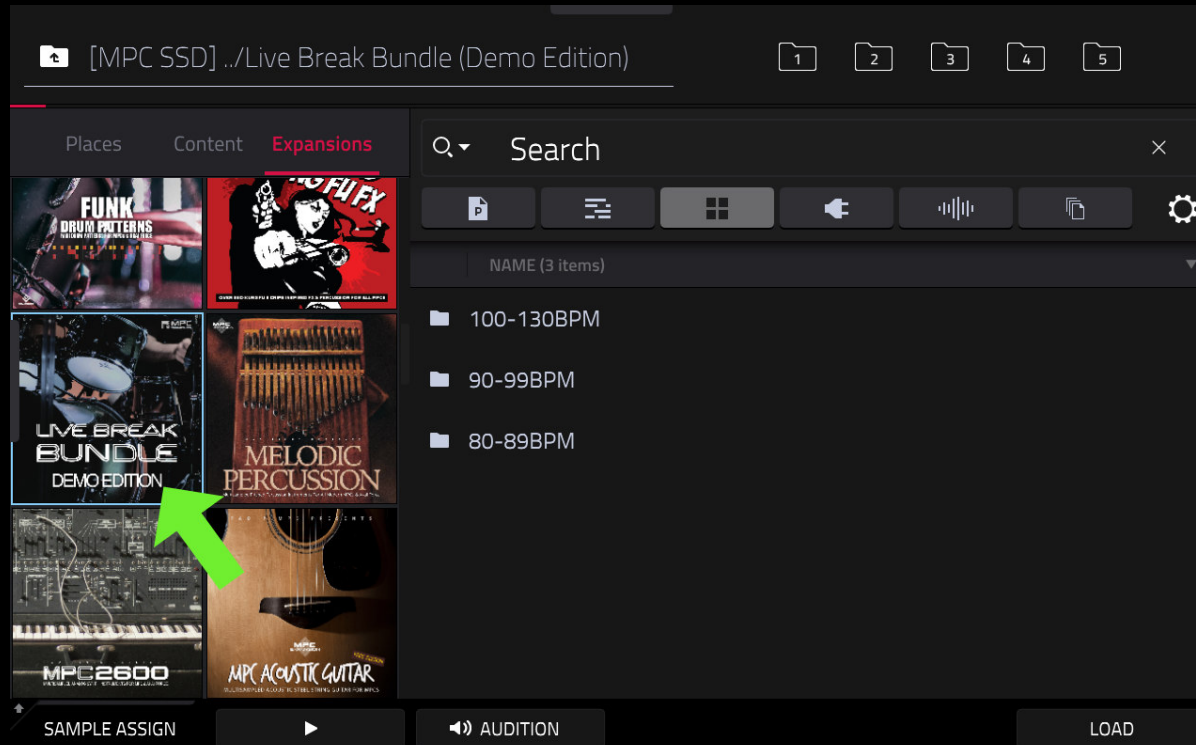
All breaks include full BPM information and are 100% original and completely royalty free.

You can purchase the full version of this expansion here:

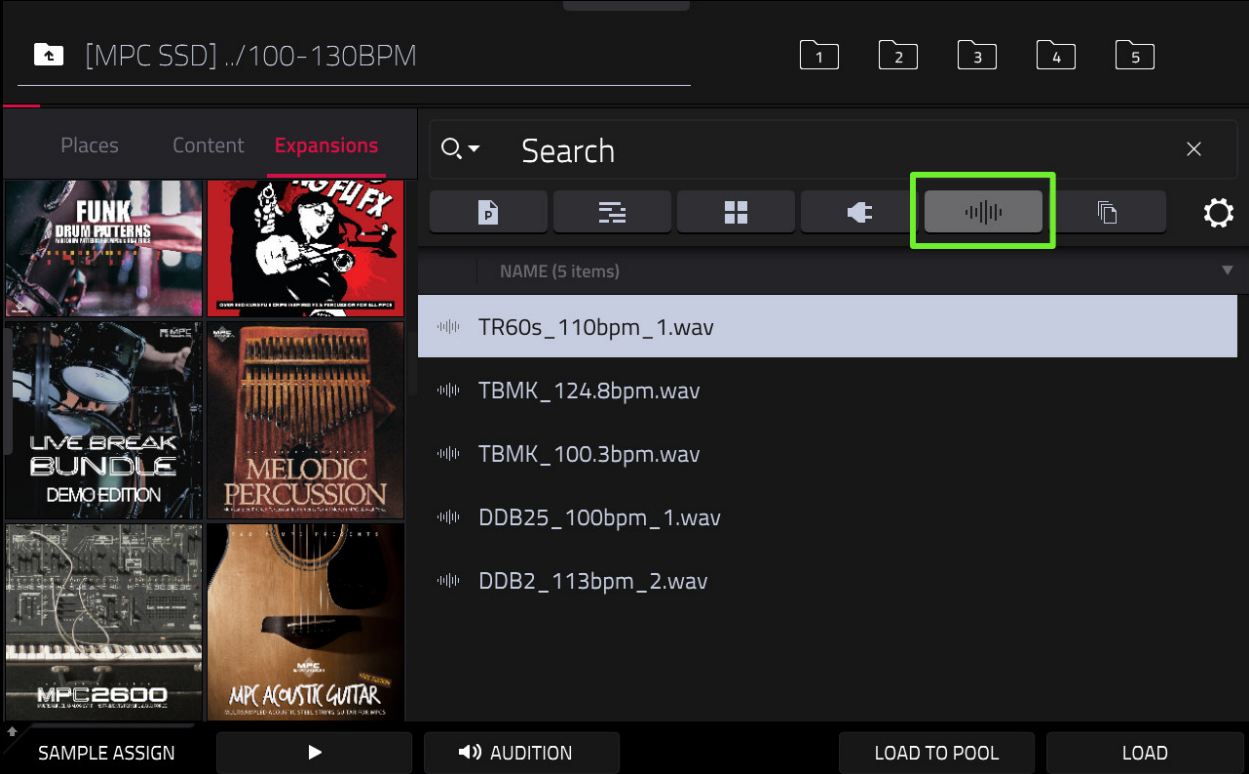
<https://www.mpc-samples.com/product.php/255/the-live-break-bundle/>

# Standalone MPC / Akai Force

After [installation](#), go to 'MENU > BROWSER > Expansions', tap on the 'Live Break Bundle Demo' thumbnail:



Breaks are organised by BPM range. Enter one of the folders to view the breaks; remember to select the **SAMPLE** filter:

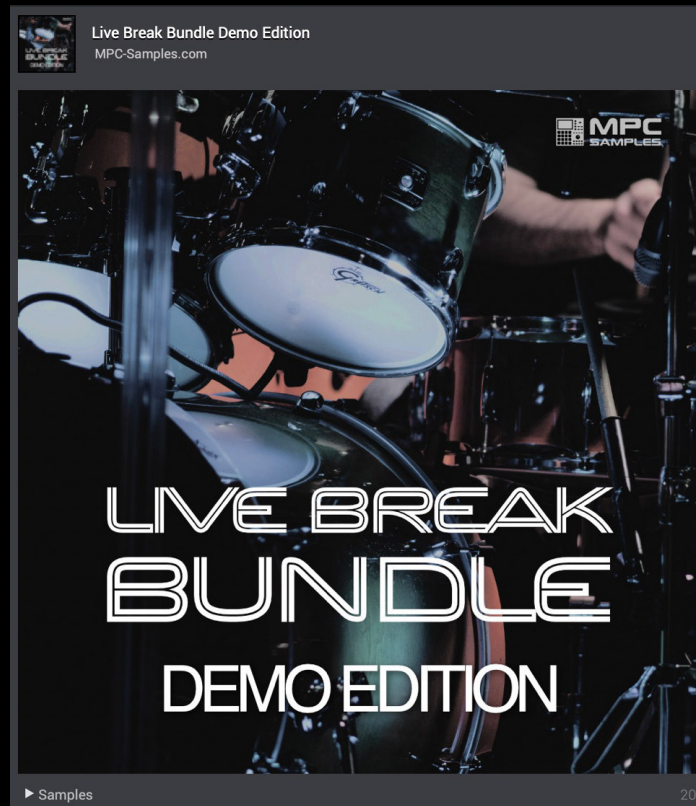


Single tap the sample to hear a preview (requires '**AUDITION >AUTO**'). In MPC3, tap '**LOAD TO POOL**' to load the sample into memory.

Alternatively if you have a DRUM track selected in your project, tap **LOAD** to load and assign the break to the currently selected pad.

# MPC Software / MPC Beats

After [installation](#), click on the 'Live Break Bundle Demo' thumbnail to view:



Expand the **'Samples'** group to reveal the drum breaks:



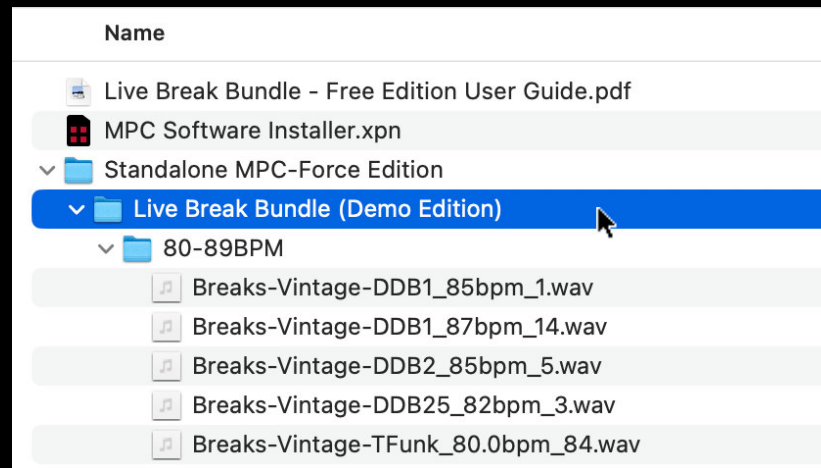
Single click a break to hear the a preview - this requires **'Autoplay'** enabled:



Double click to load the sample into memory. Alternatively, drag the sample directly to a pad in the current (DRUM) track.

# Legacy MPC & Other Samplers

Legacy MPC users whose MPC models support WAV files can use samples found in the **'Standalone MPC and Akai Force Edition'** folder.



Just transfer the entire **'Live Break Bundle Demo'** folder to your legacy MPC disk using your preferred method. You can find more detailed Legacy MPC transfer instructions here:

<https://www.mpc-samples.com/article/mpc-file-transfers>

# Further Resources

You can purchase the full version of the Live Break Bundle here:

<https://www.mpc-samples.com/product.php/255/the-live-break-bundle/>

If you need help learning how to use your MPC, check out MPC-Tutor's range of **MPC tutorial** books and courses at:

<https://www.mpc-samples.com/section.php/8/0/mpc-tutorials-courses/>

**The Live Break Bundle** is part of our growing range of MPC expansions – check out our entire range here, with loads of acoustic keys, pianos, drum kits, bass, synths & much, much more:

<https://www.mpc-samples.com/section.php/78/0/mpc-format-expansions/>

# Copyright & License

'**Live Break Bundle Demo**' published by MPC-Samples.com, 2020. Sample editing, MPC program files, audio previews & artwork by **Pad Pimps & MPC-Samples.com**. Copyright © 2020. All rights reserved.

Full terms & sound licence can be found at  
<https://www.mpc-samples.com/terms.php>